



# MARYLAND MILITARY COALITION

*Serving Veterans through Legislative Advocacy*

February 22, 2024

Honorable Vanessa E. Atterbeary  
Chair, House Ways and Means Committee  
Room 131  
House Office Building  
Annapolis, Maryland 21401

## **HB 862 - Property Tax Exemption - Disabled Veterans - Service Connected Disability – Request for a Favorable Report**

Dear Chair Atterbeary and Members of the Ways and Means Committee

On behalf of the Maryland Military Coalition and as its Communications Director, I am providing written testimony in support of HB 862. This bill expands the eligibility criteria of a property tax exemption for specific disabled veterans and surviving spouses of veterans to include veterans with at least an 80% service-connected disability. Currently veterans must have a 100% service-connected disability to be eligible for the property tax exemption.

In 2020, the General Assembly passed HB 257, which was enabling legislation expanding property tax credits in counties or municipalities for disabled veterans with service-connected disabilities. This legislation allowed a 25% property tax credit for veterans with rated disabilities between 50-74%; and a 50% credit for disabilities between 75-99%. The fiscal note indicates that Hartford has enacted this legislation. In addition, the Coalition believes that Anne Arundel and Prince George's counties of have also enacted this legislation, based on conversations with members of their Veterans Commissions.

According to the Department of Veterans Affairs, Maryland had 93,545 veterans who had a disability rating in 2020. Those who were rated at 30% or more were receiving disability compensation. Of that total, only 17,050 veterans were rated at 100% and entitled to a full property tax credit. This same document listed 25,949 veterans with disability ratings between 70-90%. Unfortunately, this table does not delineate the number of veterans who have an 80% or greater rating. If enacted, this legislation could impact a portion of the 25,949 veterans identified.

The Maryland Military Coalition **strongly supports** HB 862 and asks for a **FAVORABLE** report. This bill builds on the Moore Administration's Year of the Military Families, providing another benefit that assists and helps the veterans and their families who have bravely served, fought, and sacrificed for our state and country.

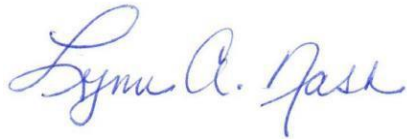
**1101 Mercantile Lane, Suite 260 • Largo, Maryland 20774**  
**(301) 583-8687 • (800) 808-4517**

**HB 862 - Property Tax Exemption - Disabled Veterans - Service Connected Disability – Request for a Favorable Report**

The Maryland Military Coalition, is a voluntary, non-partisan organization representing 21 veteran service organizations who, in turn, serve over 150,000 service-connected individuals, including those currently serving, veterans, retirees and their families, caregivers, and survivors.

The Coalition thanks Delegates Allen, Bhandari, Crosby, Edelson, Griffith, Jackson, D. Jones, Lehman, Patterson, Ruth, Szeliga, and White-Holland their sponsorship of this important legislation.

Respectfully,

A handwritten signature in blue ink that reads "Lynn A. Nash". The signature is written in a cursive, flowing style.

Lynn A. Nash, PhD, RN, PHCNS-BC, FAAN  
CAPT (R), U.S. Public Health Service  
Communications Director


Enclosure: FY 2020 Disability Compensation Recipients by County.

Maryland Military Coalition Member Organizations Follow

Member Organizations, Maryland Military Coalition

  
Air Force Sergeants Association

  
American Military Society

  
American Minority Veterans Research Project

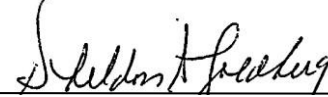
  
Association of the United States Navy


  
Commissioned Officers Association of the  
US Public Health Service

  
Disabled American Veterans

  
Distinguished Flying Cross Association

  
Fleet Reserve Association

  
Jewish War Veterans of the USA

  
Maryland Air National Guard Retirees'  
Association

  
Maryland Veterans Chamber of Commerce

  
Military Officers Association of America


  
Military Order of the Purple Heart

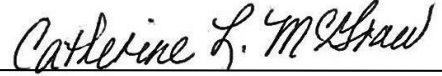
  
Montford Point Marines of America

  
National Association for Black Veterans

  
Naval Enlisted Reserve Association

  
NOAA Association of Commissioned Officers

  
Reserve Organization of America

  
Society of Military Widows

  
National Active and Retired Federal Employees  
Veterans Affairs Directorate, NARFE MD

  
Veterans of Foreign Wars

## FY 2020 VA Disability Compensation Recipients by County

This report provides county-level estimates of the number of Veterans who received VA Disability Compensation benefits during fiscal year 2020. It includes the Veterans' total service-connected disability (SCD) rating, age group, and gender. Blank values represent small cell counts that have been suppressed to protect the identity of Veterans. In the "Total: Disability Compensation Recipients" column, each blank cell represents less than 10 Veterans. Some categories may not sum to the total due to missing information (e.g., age, gender, etc.).

Source: **Department of Veterans Affairs**, Office of Enterprise Integration, United States Veterans Eligibility Trends & Statistics (USVETS) 2020 and Veterans Benefits Administration VETSNET FY 2020 compensation data.

Prepared by National Center for Veterans Analysis & Statistics, [www.va.gov/vetdata](http://www.va.gov/vetdata).

FIPS code	State	County Name	Total: Disability Compensation Recipients	SCD rating: 0% to 20%	SCD rating: 30% to 40%	SCD rating: 50% to 60%	SCD rating: 70% to 90%	SCD rating: 100%
24001	Maryland	Allegany	960	269	165	141	218	167
24003	Maryland	Anne Arundel	13,968	2,985	2,153	2,168	4,156	2,506
24005	Maryland	Baltimore	8,730	2,217	1,437	1,288	2,177	1,611
24009	Maryland	Calvert	2,105	492	330	328	661	294
24011	Maryland	Caroline	394	115	60	68	97	54
24013	Maryland	Carroll	1,882	529	336	298	462	257
24015	Maryland	Cecil	1,715	426	253	206	477	353
24017	Maryland	Charles	5,278	1,035	791	772	1,649	1,031
24019	Maryland	Dorchester	439	97	82	65	116	79
24021	Maryland	Frederick	4,100	1,010	676	629	1,126	659
24023	Maryland	Garrett	426	92	75	71	104	84
24025	Maryland	Harford	5,268	1,129	789	779	1,502	1,069
24027	Maryland	Howard	4,108	949	686	682	1,107	684
24029	Maryland	Kent	232	72	38	21	58	43
24031	Maryland	Montgomery	9,562	2,362	1,508	1,436	2,578	1,678
24033	Maryland	Prince Georges	17,527	3,713	2,515	2,611	5,005	3,683
24035	Maryland	Queen Annes	614	174	90	115	150	85
24037	Maryland	Saint Marys	4,173	1,039	709	760	1,132	533
24039	Maryland	Somerset	322	60	37	49	97	79
24041	Maryland	Talbot	430	125	69	58	113	65
24043	Maryland	Washington	2,161	581	390	317	552	321
24045	Maryland	Wicomico	1,294	326	188	184	361	235
24047	Maryland	Worcester	920	255	146	125	225	169
24510	Maryland	Baltimore City	6,937	1,667	1,113	1,020	1,826	1,311
		<b>Totals</b>	<b>93,545</b>	21,719	14,636	14,191	<b>25,949</b>	<b>17,050</b>
			Percent	<b>23.2%</b>	<b>15.6%</b>	<b>15.2%</b>	<b>27.7%</b>	<b>18.2%</b>
							<b>Total SCD 70% to 100%</b>	<b>42,999</b>